Community Home For Children

1 3D Project Front
12" = 1'-0"

Sheet List	
Sheet Number	Sheet Name
A0	Title Page
A1	Level One
A2	Level Two
A3	Level One Reflected Ceiling Plan
A4	Level Two Reflected Ceiling Plan
A5	Roof Plan
A6	Exterior Elevations
A7	Exterior Elevations
A8	Building Sections
A9	Wall Sections
A10	Details
A11	Interior Elevations (Bathrooms)
A12	Interior Elevations
A13	Interior Perspectives
A14	Schedules
A15	Door Legend

AUTODESK.

www.autodesk.com/revit

Consultant
Address
Address
Address
Phone

Consultant
Address
Address
Address
Phone

Consultant
Address
Address
Address
Phone

Consultant
Address
Address
Address
Phone

Consultant
Address
Address
Address
Phone

No.	Description	Date

Dallan Kilcommons

Community Home For Children

Title Page

Project Number	001
Date	11/30/2016
Drawn By	DJK
Checked By	CYB

A0

Scale	12" = 1'-0"

12/5/2016 9:26:03 AM

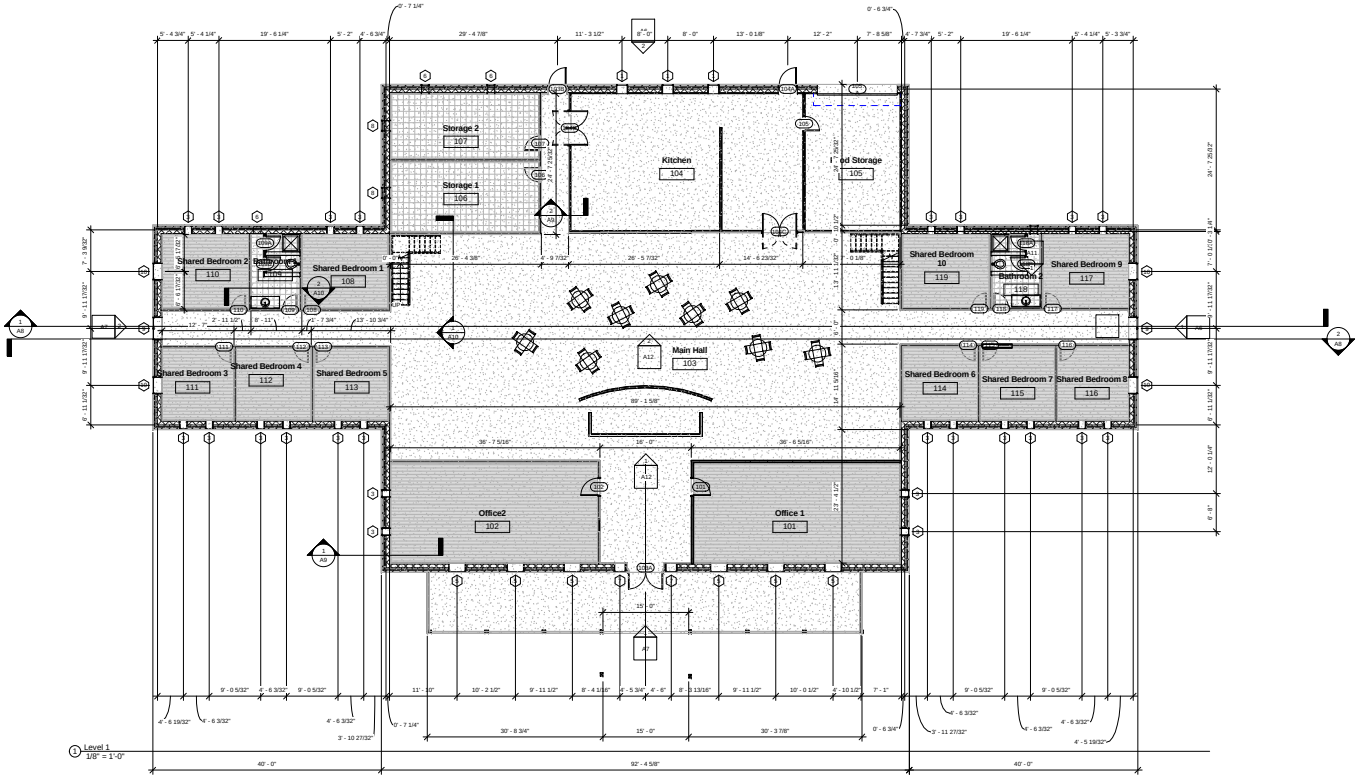

AUTODESK.

www.autodesk.com/revit

Consultant
Address
Address
Address
Phone

Consultant
Address
Address
Address
Phone

Consultant
Address
Address
Address
Phone

Consultant
Address
Address
Address
Phone

Consultant
Address
Address
Address
Phone

No.	Description	Date

Dallan Kilcommons

Community Home For Children

Level One

Project Number	001
Date	11/30/2016
Drawn By	DJK
Checked By	CYB

A1

Scale	1/8" = 1'-0"

12/5/2016 9:26:06 AM

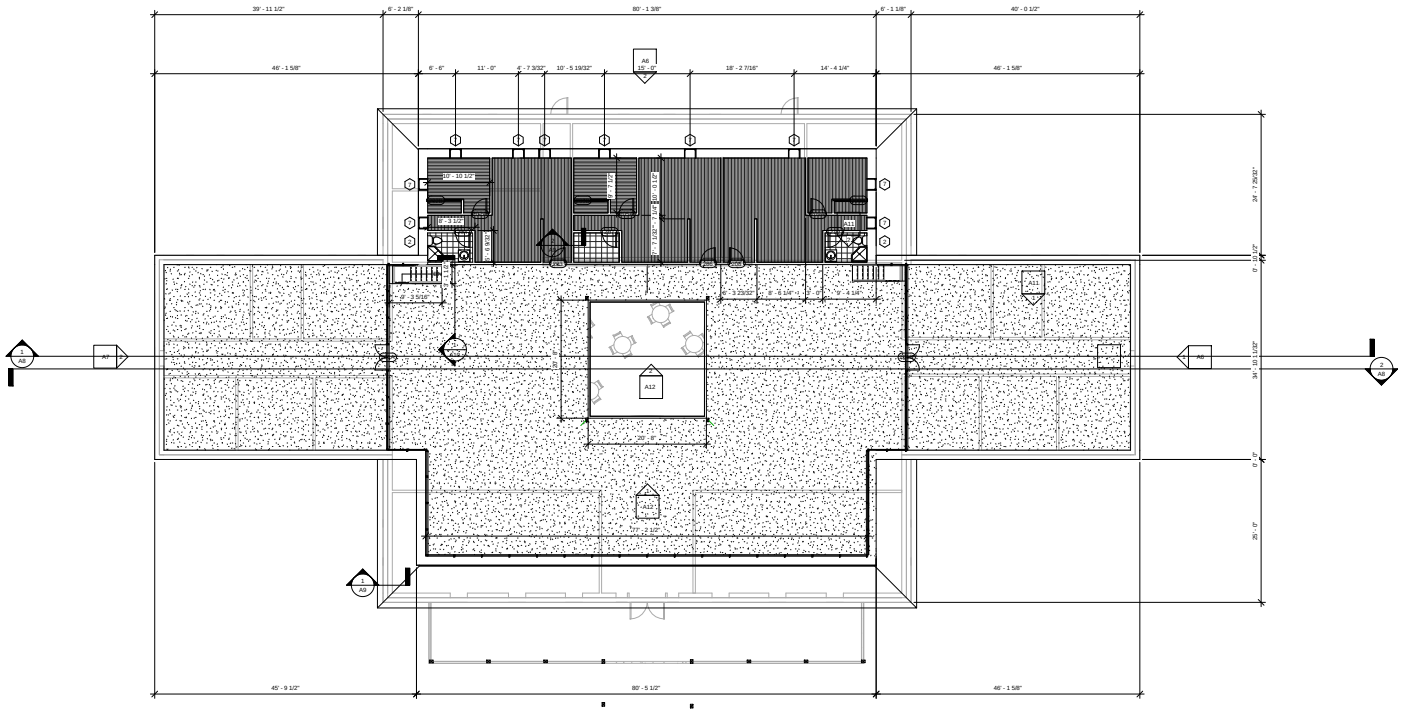

1 Level 2
1/8" = 1'-0"

AUTODESK.

www.autodesk.com/revit

Consultant
Address
Address
Address
Phone

Consultant
Address
Address
Address
Phone

Consultant
Address
Address
Address
Phone

Consultant
Address
Address
Address
Phone

Consultant
Address
Address
Address
Phone

No.	Description	Date

Dallan Kilcommons

Community Home For Children

Level Two

Project Number	001
Date	11/30/2016
Drawn By	DJK
Checked By	CYB

A2

Scale	1/8" = 1'-0"

12/5/2016 9:26:07 AM

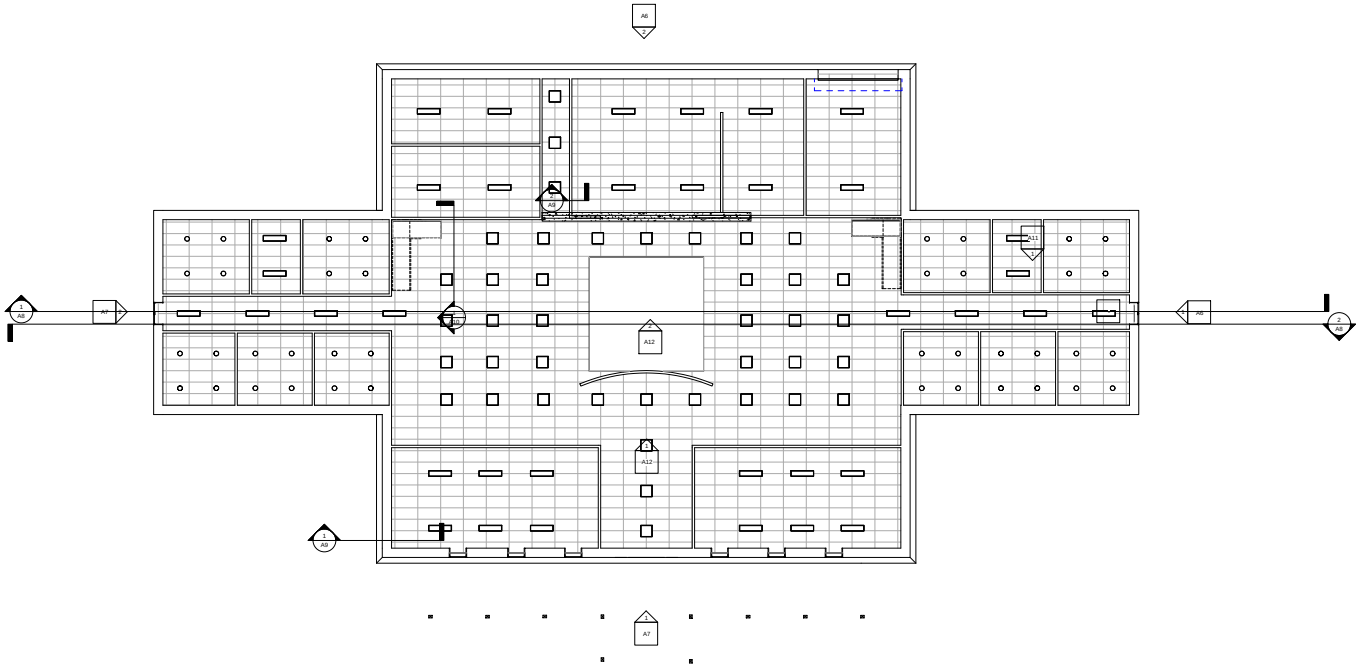

1 Level 1
1/8" = 1'-0"

AUTODESK.

www.autodesk.com/revit

Consultant
Address
Address
Address
Phone

Consultant
Address
Address
Address
Phone

Consultant
Address
Address
Address
Phone

Consultant
Address
Address
Address
Phone

Consultant
Address
Address
Address
Phone

No.	Description	Date

Dallan Kilcommons

Community Home For Children

Level One Reflected Ceiling Plan

Project Number	001
Date	11/30/2016
Drawn By	DJK
Checked By	CYB

A3

Scale	1/8" = 1'-0"

12/5/2016 9:26:07 AM

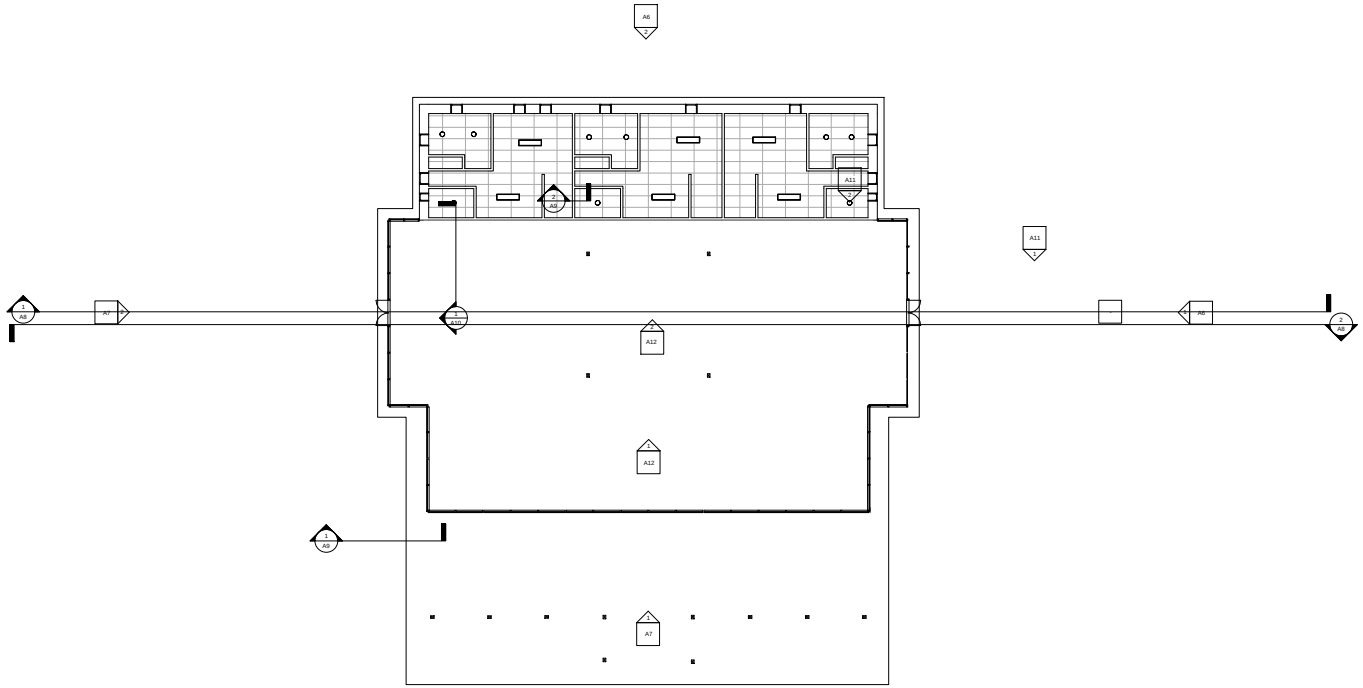

1 Level 2
1/8" = 1'-0"

AUTODESK.

www.autodesk.com/revit

Consultant
Address
Address
Address
Phone

Consultant
Address
Address
Address
Phone

Consultant
Address
Address
Address
Phone

Consultant
Address
Address
Address
Phone

Consultant
Address
Address
Address
Phone

No.	Description	Date

Dallan Kilcommons

Community Home For Children

Level Two Reflected Ceiling Plan

Project Number	001
Date	11/30/2016
Drawn By	DJK
Checked By	CYB

A4

Scale	1/8" = 1'-0"

12/5/2016 9:26:07 AM

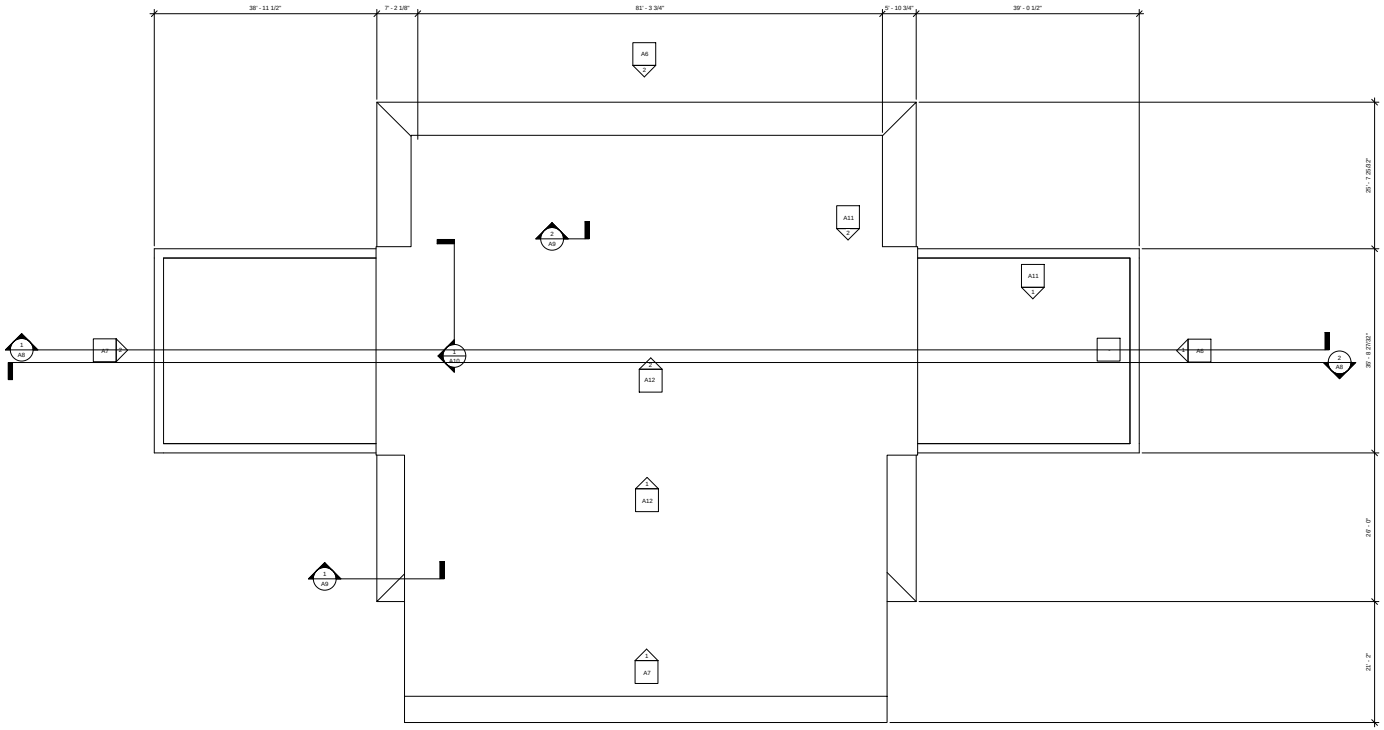

1 Roof Bearing
1/8" = 1'-0"

AUTODESK.

www.autodesk.com/revit

Consultant
Address
Address
Address
Phone

Consultant
Address
Address
Address
Phone

Consultant
Address
Address
Address
Phone

Consultant
Address
Address
Address
Phone

Consultant
Address
Address
Address
Phone

No.	Description	Date

Dallan Kilcommons

Community Home For Children

Roof Plan

Project Number	001
Date	11/30/2016
Drawn By	DJK
Checked By	CYB

A5

Scale	1/8" = 1'-0"

12/5/2016 9:26:09 AM

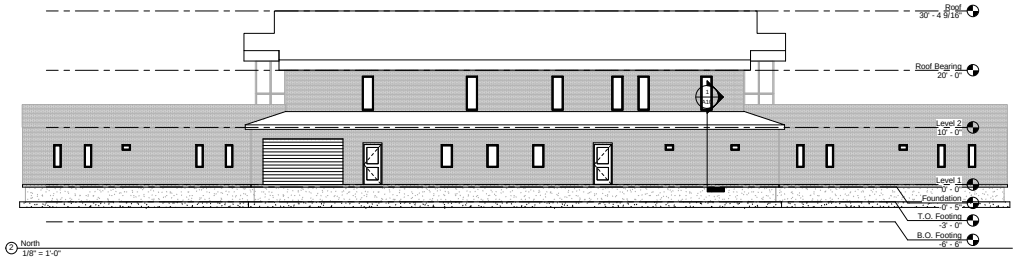

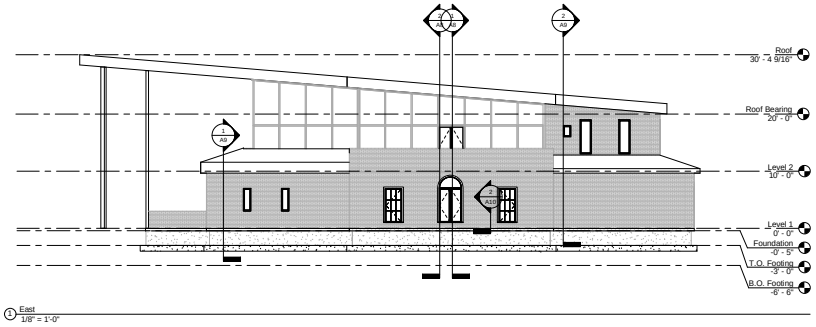

AUTODESK.

www.autodesk.com/revit

Consultant
Address
Address
Address
Phone

Consultant
Address
Address
Address
Phone

Consultant
Address
Address
Address
Phone

Consultant
Address
Address
Address
Phone

Consultant
Address
Address
Address
Phone

No.	Description	Date

Dallan Kilcommons

Community Home For Children

Exterior Elevations

Project Number	001
Date	11/30/2016
Drawn By	DJK
Checked By	CYB

A6

Scale	1/8" = 1'-0"

12/5/2016 9:26:09 AM

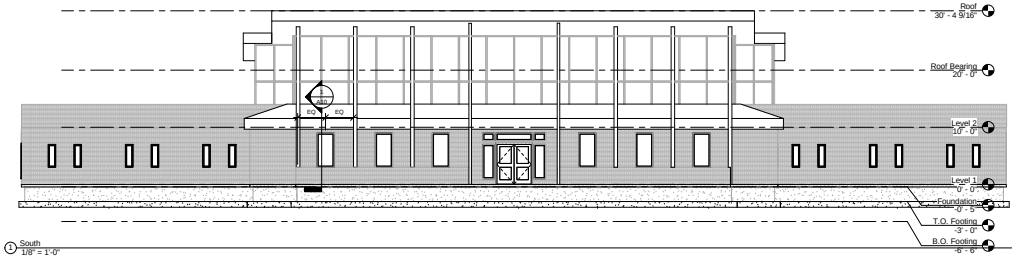

1 South
1/8" = 1'-0"

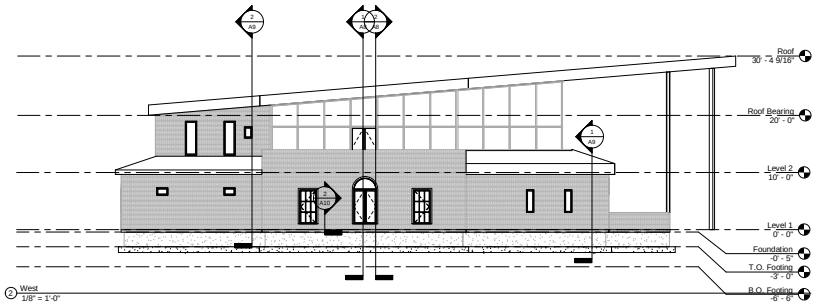

2 West
1/8" = 1'-0"

AUTODESK.

www.autodesk.com/revit

Consultant
Address
Address
Address
Phone

Consultant
Address
Address
Address
Phone

Consultant
Address
Address
Address
Phone

Consultant
Address
Address
Address
Phone

Consultant
Address
Address
Address
Phone

No.	Description	Date

Dallan Kilcommons

Community Home For Children

Exterior Elevations

Project Number	001
Date	11/30/2016
Drawn By	DJK
Checked By	CYB

A7

Scale	1/8" = 1'-0"

12/5/2016 9:26:10 AM

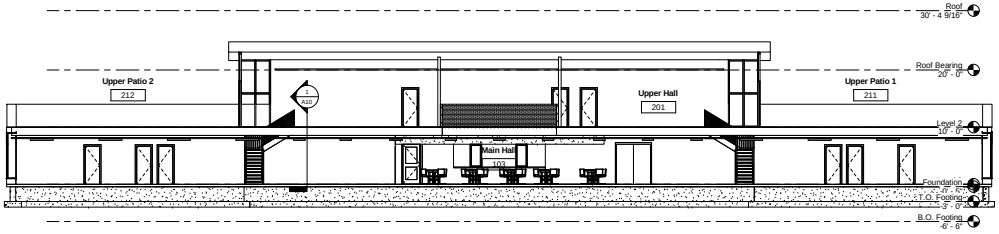

1 North Facing Interior Section
1/8" = 1'-0"

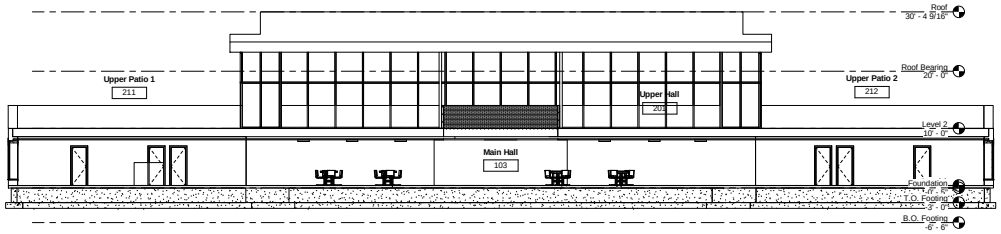

2 South Facing Interior Section
1/8" = 1'-0"

AUTODESK.

www.autodesk.com/revit

Consultant
Address
Address
Address
Phone

Consultant
Address
Address
Address
Phone

Consultant
Address
Address
Address
Phone

Consultant
Address
Address
Address
Phone

Consultant
Address
Address
Address
Phone

No.	Description	Date

Dallan Kilcommons

Community Home For Children

Building Sections

Project Number	001
Date	11/30/2016
Drawn By	DJK
Checked By	CYB

A8

Scale	1/8" = 1'-0"

12/5/2016 9:26:11 AM

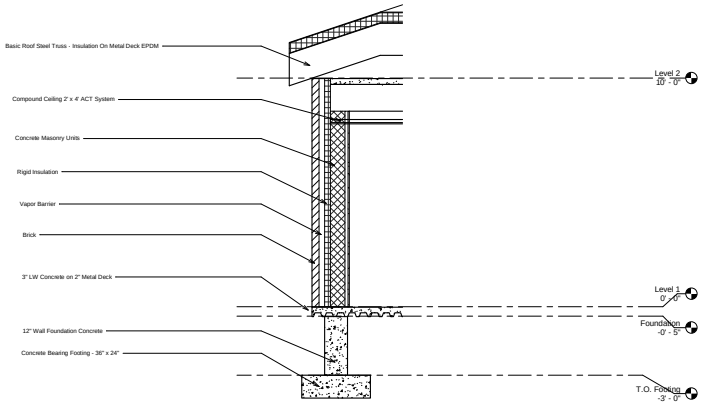

1 Wall Section Exterior
1/2" = 1'-0"

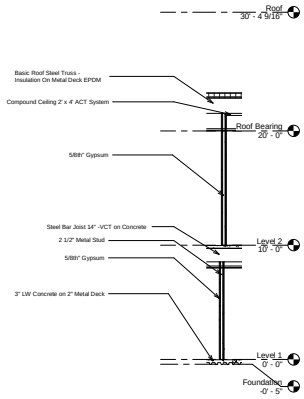

2 Wall Section Interior
1/4" = 1'-0"

AUTODESK.

www.autodesk.com/revit

Consultant
Address
Address
Address
Phone

Consultant
Address
Address
Address
Phone

Consultant
Address
Address
Address
Phone

Consultant
Address
Address
Address
Phone

Consultant
Address
Address
Address
Phone

No.	Description	Date

Dallan Kilcommons

Community Home For Children

Wall Sections

Project Number	001
Date	11/30/2016
Drawn By	DJK
Checked By	CYB

A9

Scale	As indicated

12/5/2016 9:26:12 AM

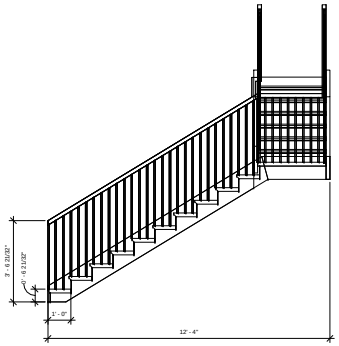

1 Stair Detail
1/2" = 1'-0"

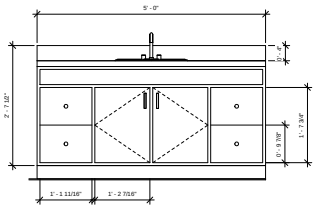

2 Bathroom Vanity Detail
1" = 1'-0"

AUTODESK.

www.autodesk.com/revit

Consultant
Address
Address
Address
Phone

Consultant
Address
Address
Address
Phone

Consultant
Address
Address
Address
Phone

Consultant
Address
Address
Address
Phone

Consultant
Address
Address
Address
Phone

No.	Description	Date

Dallan Kilcommons

Community Home For Children

Details

Project Number	001
Date	11/30/2016
Drawn By	DJK
Checked By	CYB

A10

Scale	As indicated

12/5/2016 9:26:13 AM

1 Bathroom 1st Floor
1/2" = 1'-0"

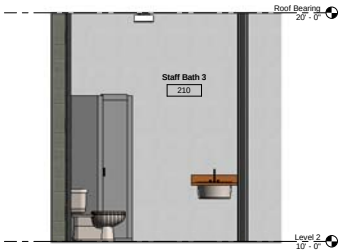

2 Bathroom - 2nd Floor
1/2" = 1'-0"

AUTODESK.

www.autodesk.com/revit

Consultant
Address
Address
Address
Phone

Consultant
Address
Address
Address
Phone

Consultant
Address
Address
Address
Phone

Consultant
Address
Address
Address
Phone

Consultant
Address
Address
Address
Phone

No.	Description	Date

Dallan Kilcommons

Community Home For Children

Interior Elevations (Bathrooms)

Project Number	001
Date	11/30/2016
Drawn By	DJK
Checked By	CYB

A11

Scale	1/2" = 1'-0"

12/5/2016 9:26:14 AM

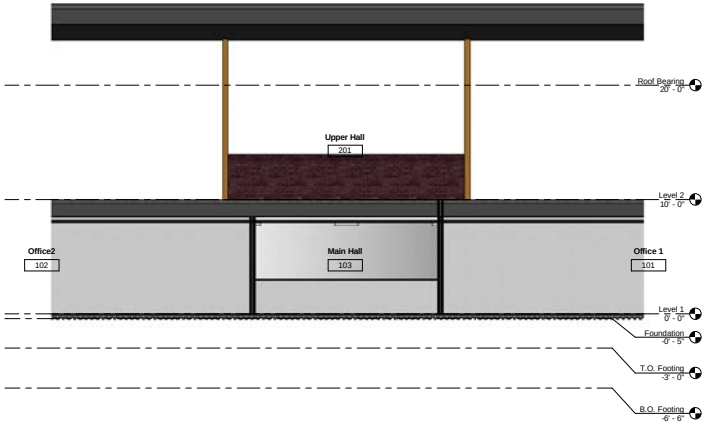

1 Front Entrance to Lobby
1/4" = 1'-0"

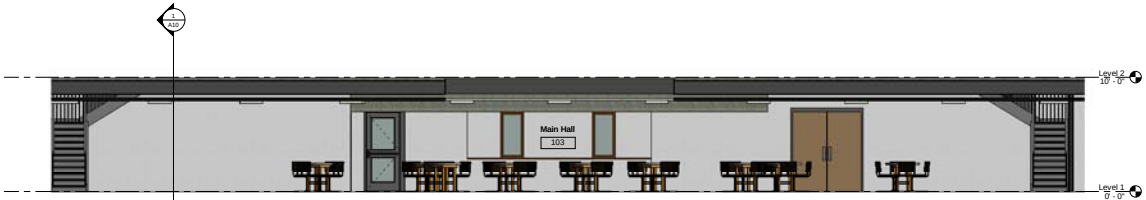

2 Main Hall to Kitchen
1/4" = 1'-0"

AUTODESK.

www.autodesk.com/revit

Consultant
Address
Address
Address
Phone

Consultant
Address
Address
Address
Phone

Consultant
Address
Address
Address
Phone

Consultant
Address
Address
Address
Phone

Consultant
Address
Address
Address
Phone

No.	Description	Date

Dallan Kilcommons

Community Home For Children

Interior Elevations

Project Number	001
Date	11/30/2016
Drawn By	DJK
Checked By	CYB

A12

Scale	1/4" = 1'-0"

12/5/2016 9:26:15 AM



1 Interior - Main Hall

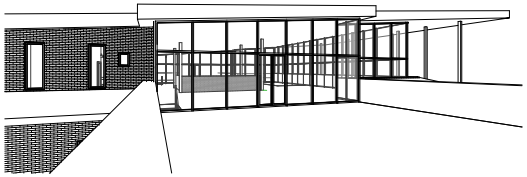

2 Interior - Upper Hall From Patio

AUTODESK.

www.autodesk.com/revit

Consultant
Address
Address
Address
Phone

Consultant
Address
Address
Address
Phone

Consultant
Address
Address
Address
Phone

Consultant
Address
Address
Address
Phone

Consultant
Address
Address
Address
Phone

No.	Description	Date

Dallan Kilcommons

Community Home For Children

Interior Perspectives

Project Number	001
Date	11/30/2016
Drawn By	DJK
Checked By	CYB

A13

Scale

12/5/2016 9:26:16 AM

Room Schedule			
Room Number	Level	Area	Name
101	Level 1	635 SF	Office 1
102	Level 1	636 SF	Office2
103	Level 1	4403 SF	Main Hall
104	Level 1	964 SF	Kitchen
105	Level 1	397 SF	Food Storage
106	Level 1	323 SF	Storage 1
107	Level 1	295 SF	Storage 2
108	Level 1	197 SF	Shared Bedroom 1
109	Level 1	18 SF	Bathroom 1
110	Level 1	197 SF	Shared Bedroom 2
111	Level 1	159 SF	Shared Bedroom 3
112	Level 1	166 SF	Shared Bedroom 4
113	Level 1	165 SF	Shared Bedroom 5
114	Level 1	169 SF	Shared Bedroom 6
115	Level 1	168 SF	Shared Bedroom 7
116	Level 1	161 SF	Shared Bedroom 8
117	Level 1	192 SF	Shared Bedroom 9
119	Level 1	194 SF	Shared Bedroom 10
201	Level 2	3948 SF	Upper Hall
202	Level 2	89 SF	Staff Bedroom 1
203	Level 2	296 SF	Staff Kitchen/Living 1
204	Level 2	40 SF	Staff Bath 1
205	Level 2	90 SF	Staff Bedroom 2
206	Level 2	305 SF	Staff Kitchen/Living 2
207	Level 2	41 SF	Staff Bath 2
208	Level 2	305 SF	Staff Kitchen/Living 3
209	Level 2	84 SF	Staff Bedroom 1
210	Level 2	37 SF	Staff Bath 3
211	Level 2	1273 SF	Upper Patio 1
212	Level 2	1273 SF	Upper Patio 2
118	Level 1	64 SF	Bathroom 2

Door Schedule					
		Door		Door	
Tag #	Type	Width	Family	Height	Thickness
101	2	3' - 0"	Door-Passage-Single-Two_Lite	7' - 0"	0' - 1 3/4"
102	2	3' - 0"	Door-Passage-Single-Two_Lite	7' - 0"	0' - 1 3/4"
103A	3	6' - 0"	Door-Exterior-Double-Two_Lite	7' - 0"	0' - 1 3/4"
103B	4	3' - 0"	Door-Exterior-Single-Two_Lite	7' - 0"	0' - 1 3/4"
104A	4	3' - 0"	Door-Exterior-Single-Two_Lite	7' - 0"	0' - 1 3/4"
104B	5	6' - 0"	Door-Passage-Double-Flush-Dbl_Acting	7' - 0"	0' - 1 3/4"
104C	5	6' - 0"	Door-Passage-Double-Flush-Dbl_Acting	7' - 0"	0' - 1 3/4"
105	1	2' - 6"	Single-Flush	6' - 8"	0' - 2"
105 A	6	14' - 0"	Door-Overhead-Rolling	8' - 0"	0' - 3"
106	1	2' - 6"	Single-Flush	6' - 8"	0' - 2"
107	1	2' - 6"	Single-Flush	6' - 8"	0' - 2"
108	1	2' - 6"	Single-Flush	6' - 8"	0' - 2"
109	1	2' - 6"	Single-Flush	6' - 8"	0' - 2"
109A	1	2' - 6"	Single-Flush	6' - 8"	0' - 2"
109B	1	2' - 6"	Single-Flush	6' - 8"	0' - 2"
110	1	2' - 6"	Single-Flush	6' - 8"	0' - 2"
111	1	2' - 6"	Single-Flush	6' - 8"	0' - 2"
112	1	2' - 6"	Single-Flush	6' - 8"	0' - 2"
113	1	2' - 6"	Single-Flush	6' - 8"	0' - 2"
114	1	2' - 6"	Single-Flush	6' - 8"	0' - 2"
115	1	2' - 6"	Single-Flush	6' - 8"	0' - 2"
116	1	2' - 6"	Single-Flush	6' - 8"	0' - 2"
117	1	2' - 6"	Single-Flush	6' - 8"	0' - 2"
118	1	2' - 6"	Single-Flush	6' - 8"	0' - 2"
118A	1	2' - 6"	Single-Flush	6' - 8"	0' - 2"
118B	1	2' - 6"	Single-Flush	6' - 8"	0' - 2"
119	1	2' - 6"	Single-Flush	6' - 8"	0' - 2"
201A	7	4' - 5 3/16"	Door-Curtain-Wall-Double-Storefront	7' - 8 1/4"	
201B	7	4' - 5 3/16"	Door-Curtain-Wall-Double-Storefront	7' - 8 1/4"	
202A	1	2' - 6"	Single-Flush	6' - 8"	0' - 2"
202B	8	3' - 0"	Door-Interior-Single-Pocket-2_Panel-Wood	7' - 0"	0' - 1 3/8"
203	1	2' - 6"	Single-Flush	6' - 8"	0' - 2"
204	1	2' - 6"	Single-Flush	6' - 8"	0' - 2"
205A	1	2' - 6"	Single-Flush	6' - 8"	0' - 2"
205B	8	3' - 0"	Door-Interior-Single-Pocket-2_Panel-Wood	7' - 0"	0' - 1 3/8"
206	1	2' - 6"	Single-Flush	6' - 8"	0' - 2"
207	1	2' - 6"	Single-Flush	6' - 8"	0' - 2"
208	1	2' - 6"	Single-Flush	6' - 8"	0' - 2"
209A	1	2' - 6"	Single-Flush	6' - 8"	0' - 2"
209B	8	3' - 0"	Door-Interior-Single-Pocket-2_Panel-Wood	7' - 0"	0' - 1 3/8"
210	1	2' - 6"	Single-Flush	6' - 8"	0' - 2"

Window Schedule			
	R.O.		
Type Mark	Width	Height	Family
1	2' - 0"	4' - 0"	Fixed
2	1' - 4"	2' - 0"	Fixed
3	1' - 4"	4' - 0"	Fixed
4	6' - 4"	1' - 4"	Fixed
5	3' - 0"	6' - 0"	Fixed
6	1' - 6"	1' - 0"	Fixed
7	2' - 0"	6' - 0"	Fixed
8	2' - 0"	1' - 4"	Fixed
9	4' - 0"	6' - 0"	Combination Rtp with Trim
10	3' - 0"	6' - 0"	Casement 3x3 with Trim

AUTODESK.

www.autodesk.com/revit

Consultant
Address
Address
Address
Phone

Consultant
Address
Address
Address
Phone

Consultant
Address
Address
Address
Phone

Consultant
Address
Address
Address
Phone

Consultant
Address
Address
Address
Phone

No.	Description	Date

Dallan Kilcommons

Community Home For Children

Schedules

Project Number	001
Date	11/30/2016
Drawn By	DJK
Checked By	CYB

A14

Scale

12/5/2016 9:26:17 AM

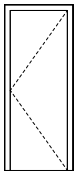

1

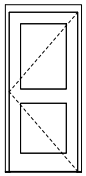

2

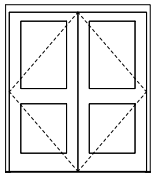

3

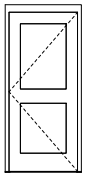

4



5

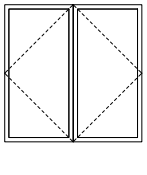

7

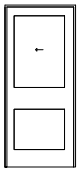

8



6

Door
1/2" = 1'-0"

AUTODESK.

www.autodesk.com/revit

Consultant
Address
Address
Address
Phone

Consultant
Address
Address
Address
Phone

Consultant
Address
Address
Address
Phone

Consultant
Address
Address
Address
Phone

Consultant
Address
Address
Address
Phone

No.	Description	Date

Dallan Kilcommons

Community Home For Children

Door Legend

Project Number	001
Date	11/30/2016
Drawn By	DJK
Checked By	CYB

A15

Scale	1/2" = 1'-0"

12/5/2016 9:26:17 AM